







Table 1 - Root Protection Areas

Tree No.	Species	DBH (mm)	RPA (sq m)	R (m)
T0127	Cherry	445	89.6	5.34
T0128	Cherry	340	52.3	4.08
T0129	Rowan	273	33.7	3.27
T0130	Rowan	213	20.5	2.55
T0131	Rowan	205	18.6	2.43
T0132	Poplar	945	404	11.34
T0133	Norway Maple	197	17.6	2.36
T0134	Ash	426	82.1	5.11
T0135	Ash	318	45.8	3.81
T0136	Ash	509	117.2	6.1
T0137	Norway Maple	240	26.1	2.88
T0138	Ash	397	71.3	4.76
T0139	Cherry	700	221.7	8.4
T0140	Cherry	296	39.6	3.55
T0141	Poplar	986	439.9	11.83
T0142	S. Whitebeam	285	36.6	3.41
T0143	S. Whitebeam	236	25.2	2.83
T0144	Whitebeam	400	72.4	4.8
T0145	Whitebeam	350	55.4	4.19
T0146	Whitebeam	400	72.4	4.8
T0148	Cherry	300	40.7	3.59
T0149	S. Whitebeam	490	108.6	5.87

Key

-  RPA - Root Protection Area.
-  Tree Stem
-  Category B Trees
-  Category C Trees
-  Category U Trees
-  Protective Fencing

T No's. represent tree tag numbers in accordance with the Tree Schedule.

Dwg No. 0007697/P2 (Tree Constraints Plan)

Date: 15th September 2015

Scale: NTS

Project: Travis Perkins - Western Approach

Client: Adam Cornish @ Quod



BATSON
Landscape & Tree Care Ltd.

Unit 1
Inkerman Road
Tow Law
Bishop Auckland
County Durham
DL13 4QB

T: 01388 730 257
F: 01388 731 332
e: info@batsonltd.co.uk